

3rd Steering Committee Meeting
9th-10th November 2006, Berlin

Knowledge, Attitudes and Behaviour (KAB)
towards HIV/STIs

Survey among Female Sex Workers
Sample

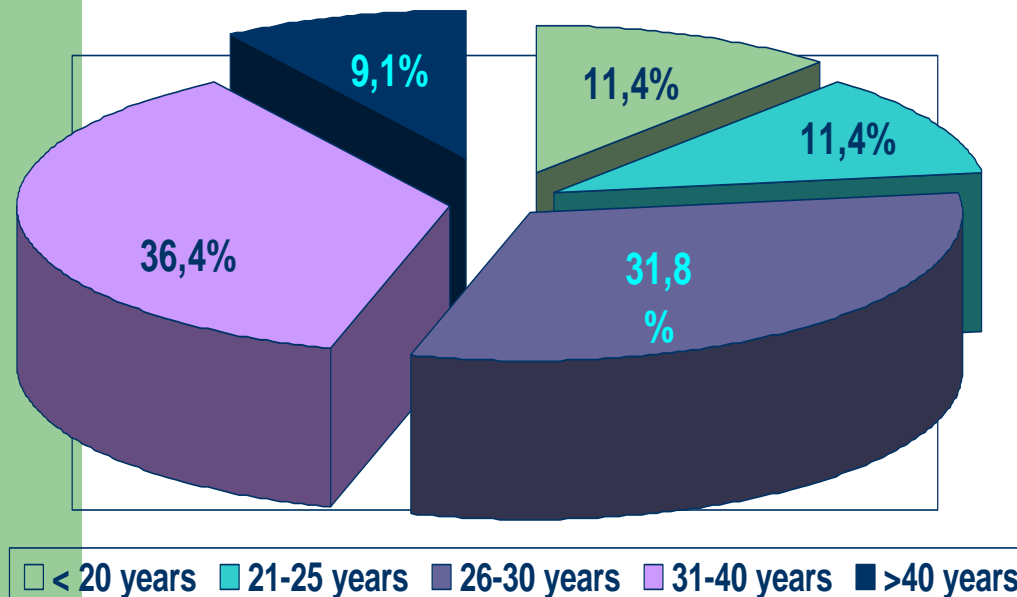
MRII	Planned	Achieved
Germany	45	45
Poland	45	43
Total	90	88

KAB Survey among Female Sex Workers

Sample, Recruitment, Administration

- **Location:** region Lubuskie, Poland in the border area to Germany
- **Scene:** Club and street (n =10) border area prostitution scene
- **Carry out:** BELLADONNA (Frankfurt/Oder) and TADA (Zielona Gora)
- **Administration:** Individual face-to-face interview, self-administrated questionnaire
- **Time:** from April till August 2006

KAB Survey among Female Sex Workers First Results



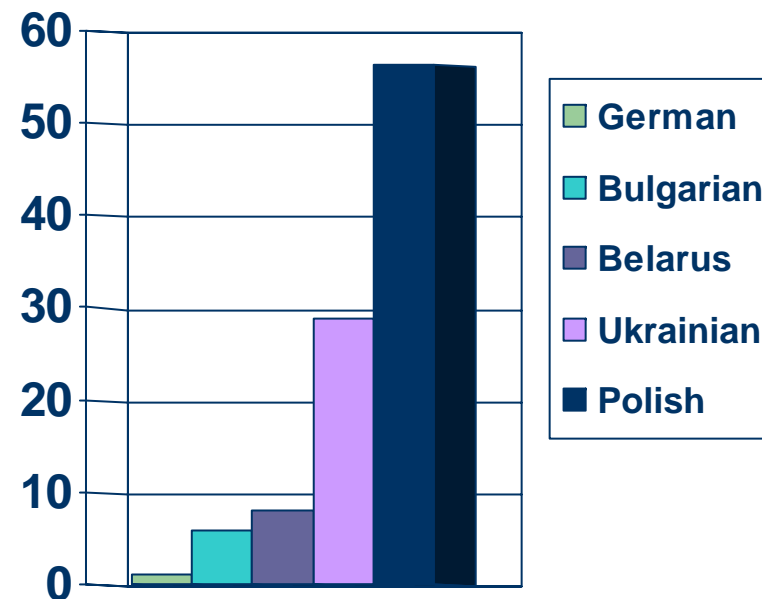
Age

- More than 1/3 are between 30 and 40 years old;
- Almost another 1/3 are between 26 and 30 years old;
- More than 1/5 are under 25 years old;
- Mean age – 30 years (*age range - 18 – 54 years*)

KAB Survey among Female Sex Workers First Results

Country of origin

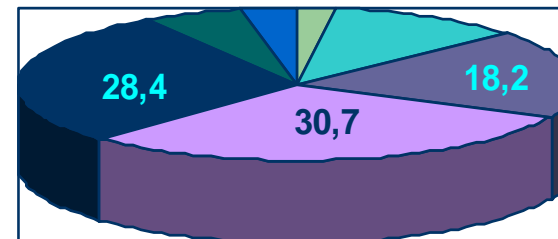
- More than the half are Polish (56,3 %, n=49);
- Almost 1/3 (28,7%, n=25) come from Ukraine;
- Other nationalities:
 - - Belarus – 8,0% (n=7)
 - - Bulgaria – 5,7% (n=5)



KAB Survey among Female Sex Workers First Results

Education

- About 1/3 (30,7%) have secondary school degree (49 % of the Polish);
- Almost 1/3 (28,4%) have vocational qualification (36% of the Ukrainian);
- 18,2% have middle school certificate (42,9 % from Belarus, 40 %from Bulgaria) and 11,4 % - primary school (mainly Bulgarian);
- 5,7 % have university degree (Ukrainian and Polish) and 3,4% are students (Polish)



KAB Survey among Female Sex Workers

First Results

Work situation

- More than 1/3 (37%) have another occupation except prostitution:
 - 14,3% - full-time
 - 12,5 % - self-employed
 - 8,9 % - part-time
- More than 1/4 (28,6%) are unemployed, 25% are housewives
- 7,1% still in study

Health insurance

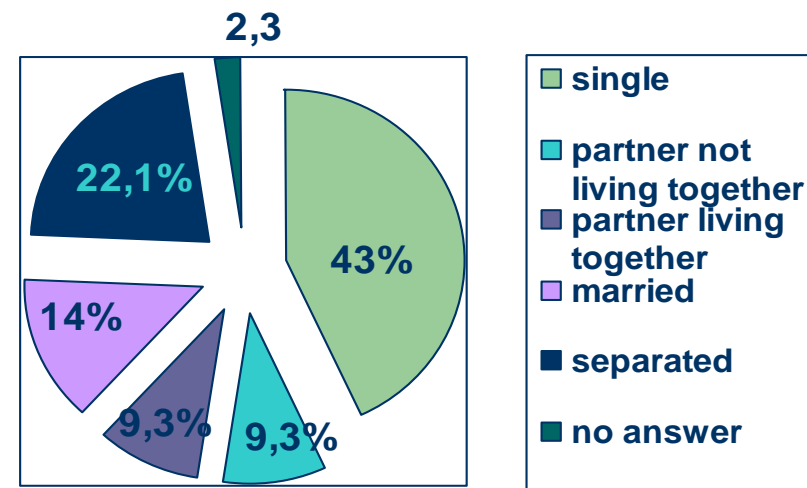
- The majority (60,2%) have health insurance (*in the survey's country?*);
- 50 % of the uninsured come from Ukraine, 26,5 % from Poland, 11,8%from Belarus, 8,8% from Bulgaria.



KAB Survey among Female Sex Workers First Results

Family/Living situation

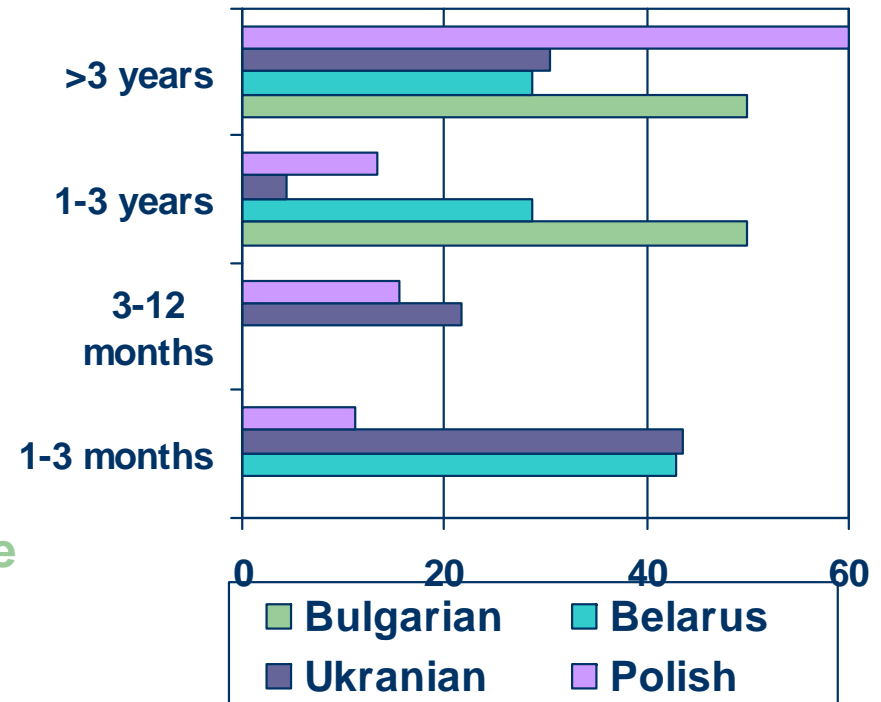
- The biggest group (43%) is of the singles, 22,1% are separated, 14% are married
- More than 2/3 (68,2%) have children, out of whom:
 - 60 % - 1 child;
 - 25% - 2 children
 - 15% - 3 and more children
- 1/4 (25,6%) lives alone, equal parts of 19,8 % each live either with parents or with partner/husband;



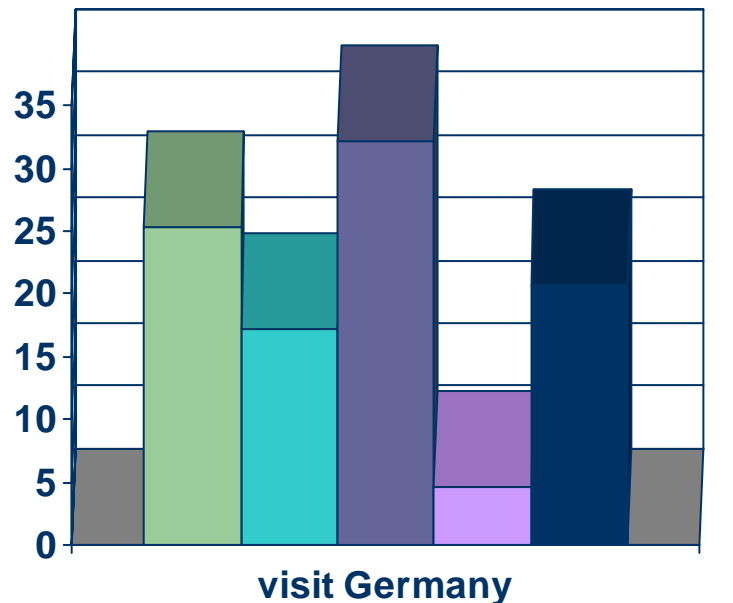
KAB Survey among Female Sex Workers First Results

Duration of stay in the border region

- More than 1/5 (22,2 %) stay shorter than 3 months:
 - 43,5 % of the Ukrainian
 - 42,9 % of the Belarus
- Almost 1/2 (48,1%) stay more than 3 years:
 - 60 % of the Polish
 - 17 % have always lived there
- Shortest duration of stay – 4 days



KAB Survey among Female Sex Workers First Results



■ daily-monthly
 ■ 3-4 times/year
 ■ 1-2 times/year
■ < 1 time/year
 ■ never

Mobility across borders (1)

- $\frac{1}{4}$ (25,3%) travel to Germany daily till monthly (frequent travellers):
 - 86,4 % are Polish
 - 9,1% are Ukrainian
- Purpose of frequent travel (valid cases 22, multiple answers):
 - Purchase/market – 68,2%
 - Work/earning money – 59,1%
 - Guest visit – 27,8%
- Almost $\frac{1}{2}$ (49,4%) visit Germany from 4 to at least 1 time yearly;
- About $\frac{1}{5}$ (20,5%) have never visited Germany

KAB Survey among Female Sex Workers First Results

Mobility across borders (2)

International travel to:

- **Germany – main destination country (50%, mostly Polish),**
- **Poland – second travel destination – 26,1% (only Ukrainian and Belarus);**
- **France – 4,3 % (only Bulgarian)**
- **Spain – 4,3% (only Polish)**
- **Other countries visited – each 1,1% (Russia, Check Republic, The Netherlands, Sweden, Austria)**

Purpose of travel (88 valid cases, multiple answers):

- **Work/earning money – 51,1 %**
- **Purchase/market - 30,7%**
- **Leisure time - 17 %**
- **Guest visit - 14,8 %**

KAB Survey among Female Sex Workers First Results

Knowledge about HIV/AIDS

- 64,8 % think that they know very much or much about HIV;
- 64,3% of them answer correct that AIDS can be treated but not cured; further 21,4% of them though state “AIDS can not be treated” (as well as another 23,3% from those who think they know much about it)

Knowledge about HIV/AIDS

- A good half (54,5%) knows that AIDS can not be healed but treated;
- About 1/3 (31,8%) think they know very little about HIV, about 19 % do not know or are not sure whether AIDS can be treated

KAB Survey among Female Sex Workers First Results

Infection routes HIV (1) - the facts

- The most often correct answered questions:
 - *„HIV can be transmitted by common use of syringes by IDU“ - 97,7%;*
 - *„..... By blood transfusion“ - 94,3%;*
 - *„.....by anal sex without condom between men“ - 90,9%*

Infection routes HIV (2) - the beliefs

- The highest wrong believes (all Bulgarians, Belarus-57%) – up to 3 right answers to the 9 believes questions;
- The fewest wrong believes (Polish) - 7 to 9 right answers to the 9 believes questions;
- The most often wrong answered questions:
 - *„HIV can be transmitted by .. use of hygienic articles (toothbrush)“ - only by 24,4% correct answers;*
 - *„.....by kissing“ – by 42,4% correct answers;*
 - *„.....by visiting somebody in a hospital“ – by 43% correct answers;*

KAB Survey among Female Sex Workers First Results

HIV Protection - facts and beliefs

- Almost all (93,2%) know that condoms protect;
- A good half (54,2%) however believe that one can get protected by vaccination or do not know (*all Bulgarians, 60 % of the Ukrainian, 58,1% of Belarus*);
- A good 1/3 (33,8%) believe that the contraceptive pill protects or do not know (*57,1% (n=4) of the Belarus, 40% of the Ukrainian (n=10) and of the Bulgarian (n=2))*)

HIV - fears

- More than the half (53,4%) is afraid or very afraid of catching HIV; another 44,3% are not at all afraid or just do not think about it
- Almost 1/5 (19,3%) know somebody with HIV/AIDS;

KAB Survey among Female Sex Workers First Results

HIV Test

- 84,1 % know that there is a reliable HIV test;
- Almost the half (46,6%) state that there is a free of charge and anonymous test for HIV (in Poland?);
- For almost 1/3 (27,3%) the test is anonymous but not free-of-charge (62,5 % of the Ukrainian, n=15, but also for 33,3% of the Polish, n=8);
- 61,4 % have tested themselves for HIV (25 Polish, 19 Ukrainian, 6 Belarus, 2 Bulgarian and 1 German);

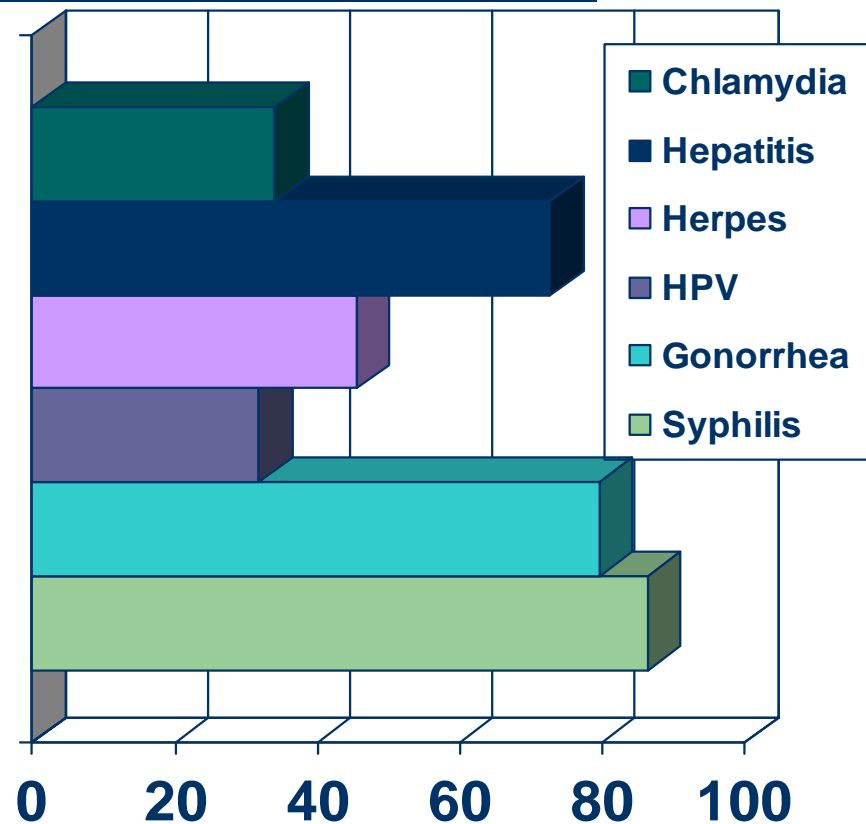
HIV Test

- More than 1/2 (55,6%) got tested in the last year;
- Most often places of testing:
 - 37% - private lab;
 - 18,5% - gynaecologist/family planning;
 - 16,7% - doctor/GP with HIV specialization
- Pre-test counselling
 - Almost equal proportion of those who received (46,3%) and who did not (48,1%)
- Post-test counselling
 - Bigger part did not receive (52,8%) - against 39,6% (received)
- Counselling takes place most often by gynaecologists, most seldom in private labs!

KAB Survey among Female Sex Workers First Results

STIs knowledge and practice

- Most known STIs are syphilis (86,4%), gonorrhoea (79,5%), hepatitis (72,7);
- The least known is HPV - anogenital warts (31,8%);
- Chlamydia is known among a good 1/3 (34,1%, mostly among the Ukrainian (52%);
- More than 1/2 (54%) have not made a test for STI in the last 2 years;
- There were 14 women who reported a diagnosed STI (8% Chlamydia, 4,5% Syphilis, 1,1 % respectively Gonorrhoea and Herpes)



KAB Survey among Female Sex Workers First Results

Sexual services

- Almost all (97,7%) have worked in prostitution in the last year;
- More than 80% have worked in Poland, less than 5% in Germany, almost 10% did not answer;
- Number of clients weekly varies from 2 to 55 (*median 15*);
- More than 1/3 (32,5%) have more than 20 clients weekly

Clients

- Most often come from Germany (63,5%) and Poland (30,4%)
(115 answers from 88 persons);
- Other nationalities - Italy, UK, France (less than 3 %);
- 3/4 (75%) state that clients refuse to use condoms,
- 1/3 of the SWs (28,8%) confronted with condom refusal state that this happens by every second client
(*median of 13,5 clients per week*)

KAB Survey among Female Sex Workers First Results

Sexual practices

Petting	93,2%
Vaginal sex	90,9 %
Oral sex	85,2%
Anal sex	14,8%

Safer sex

Condom use „always“/“almost always“

Petting	49,4%
Vaginal sex	91,4%
Oral sex	76,9%
Anal sex	63%

KAB Survey among Female Sex Workers First Results

Risk

- **Main reasons for not using a condom:**
 - Client pays more - 24,1%;
 - Clients refuses - 8%
 - No HIV risk - 10,3%
 - Other reasons - 25% (alcohol, steady partner, love)

Risk management

- **The half (50%) refuses the service without condom;**
- **About a half (45,5%) tries to win the client for safer sex;**
- **Almost 1/5 (19,4%) undergoes a risk, if:**
 - „.....the client pays more“;
 - „.....the client looks healthy“;
 - „....it is a constant client“; or...
 - „I do it anyway without condom“ (4,6%)

KAB Survey among Female Sex Workers Conclusions

- The SWs have basic knowledge about the main HIV transmission routes and STIs (Chlamydia is still among the rather less known STIs); ;
- The level of biased knowledge is rather high, and respectively the fears of getting infected;
- A considerable group has experience with HIV test and STI diagnostic;
- The bigger group (3/4) faces difficulties while negotiating safe sex with clients;
- Major part of the respondents seems nevertheless to manage clients-related HIV risk effectively;
- A considerable group of 20% however shows higher risk susceptibility;

Thanks

to Dieter Oremus and Gernot Brehm for the
assistance by the statistical analysis!

Thank you for your attention !!!!

Funded by the EU Commission

The sole responsibility of any use that may be made of the information lies
with the author (SPI Research gGmbH)

